



European Commission - Taxation and customs union

Report on EU customs enforcement of intellectual property rights

Results at the EU border - 2010





As Commissioner responsible for the Customs Union, I witness the work of customs relating to the enforcement of intellectual property rights (IPR) at first hand. The annual publication of related customs data provides a welcome opportunity to take stock of this important work. A robust system of IPR is a key component of the EU's strategy for smart and sustainable growth and a strong level of protection is therefore fundamental. IPR give an incentive to be creative and innovative and they represent core assets for citizens and companies.

Customs authorities around the world have a well-established reputation for tackling the trade in goods that infringe IPR and the situation in the EU is no different. However, the battle is far from over. In 2010, cases involving IPR infringements almost doubled to nearly 80,000, representing goods where the estimated value of the equivalent genuine products was over 1 billion euro. The data is compiled from information relating to the actual cases identified by customs and represents solid evidence of the growing menace that the trade of IPR infringing goods represents to our society.

We are committed to improving still further the framework for customs enforcement of IPR, both within the EU and in our international trade relations. Throughout 2010, the Commission oversaw an extensive review of the customs legislation, which included a public consultation to hear the

views of all stakeholders. This resulted in the Commission proposing a new regulation on customs enforcement of IPR in May of this year, as part of a wider package of measures concerning IPR in the Single Market. Also in 2010, I signed an extension to the dedicated customs action plan on counterfeit and piracy with our Chinese counterparts. China remains the main source for these goods and we are committed to strengthening customs cooperation with a view to identifying infringing products earlier in the supply chain.

By providing a strong legal framework and the right tools, I believe customs administrations in the EU will continue to lead on enforcement though it is vitally important that increasing emphasis is also given to raising awareness. Counterfeit products do not respect any standards, they may be of poor quality or even dangerous, yet in many cases the purchaser is not aware that the goods are not genuine. Unless consumers face up to the negative consequences, counterfeit and pirated products will continue to be manufactured and offered for sale.



Executive summary

DETENTIONS TOTALS	2009	2010
Cases	43.572	79.112
Articles	117.959.928	103.306.928
Domestic retail value in €	Not registered	1.110.052.402

Countries of provenance.

Overall, China continued to be the main source country from where goods suspected of infringing an IPR were sent to the EU (85% of the total amount of articles). However, in certain product categories, other countries were the main source, notably Turkey for foodstuffs, Thailand for beverages other than alcoholic beverages, Hong Kong for memory cards and India for medicines. On EU export controls we find Italy as the main country of provenance for foodstuffs and Bulgaria for packaging materials.

Product categories.

The top categories of articles detained were cigarettes which accounted for 34% of the overall amount, followed by office stationary (9%), other tobacco products (8%), labels, tags and emblems (8%), clothing (7%) and toys (7%).

Small consignments.

The increase in the number of cases related mostly to postal traffic and principally concerned clothing, shoes and electrical goods. In terms of number of articles detained in postal traffic, nearly 69% were medicines.

Health and safety concerns.

Products for daily use and products that would be potentially dangerous to the health and safety of consumers (i.e suspected trademark infringements concerning food and beverages, body care articles, medicines, electrical household goods and toys) accounted for a total of 14,5% of the total amount of detained articles (compared to 18% in 2009).

Destruction of goods.

In 90% of the cases of detentions by customs, the goods were either destroyed after the holder of the goods and the right-holder agreed on destruction, or the right-holder initiated a court case to establish an IPR infringement. In only 7% of the cases, goods were released because they were either non-infringing original goods (2,5%) or the right-holder did not react to the notification by customs (4,5%).



Table of contents

Executive summary.....	2
Table of contents.....	3
Introduction.....	4
Part 1 Summary of activities in 2010.....	5
Introduction.....	5
Legislation and data tools	5
Operational performance	5
Business cooperation	6
International cooperation	7
Raising awareness and communication	8
Part 2 Statistical data on EU customs enforcement of IPR.....	9
Introduction.....	9
Cooperation between customs and right-holders.....	9
Detentions in number of cases and articles.....	11
Results of detentions.....	14
Product categories.....	15
Value.....	16
Provenance.....	17
Passenger/Commercial traffic.....	18
Transport.....	19
Intellectual Property Rights	20
Customs procedure.....	21
Annex 1 Overview of cases and articles per Member State	22
Annex 2 Breakdown of number of registered cases, number of detained articles and the retail value per product sector	23
Annex 3 Overview per product sector of countries of provenance according to % in articles	26
Annex 4 Overview passenger traffic	29
Annex 5 Means of transport in relation to number of cases, articles and retail value.....	30
Annex 6 Overview means of transport.....	31
Annex 7 Overview postal traffic	32



Introduction

This report contains two parts; a summary of customs activities in 2010, related to IPR enforcement, which focuses on the implementation of the EU customs Action Plan to combat IPR infringements for the years 2009 to 2012¹. The second part contains statistical information about the detentions made under customs procedures and includes data on the description, quantities and value of the goods, their provenance, the means of transport and the type of intellectual property right that has been infringed.

These statistics are established by the European Commission, based on the data transmitted by the EU Member States, in accordance with the EU's relevant customs legislation. Council Regulation (EC) No 1383/2003² lays down the basic provisions for customs actions to protect and enforce intellectual property rights and the implementing legislation, Commission Regulation No 1891/2004³, provides specifically for the submission by Member States of information on the detentions made.

The drawing up of such statistics on a yearly basis provides useful information to support the analysis of IPR infringements in the EU and the development of appropriate counter-measures by customs. Increasingly, it is being recognised that reliable figures are required, in order to allow for a better understanding of the scope and extent of the problem, which has become a global phenomenon.



¹ OJ C71, 25.03.09. Council Resolution of 16 March 2009 on the EU Customs Action Plan to combat IPR infringements for the years 2009 to 2012.

² OJ L 196, 2.8.2003, p. 7.

³ OJ L 328, 30.10.2004, p. 16.



Part 1 Summary of activities in 2010

Introduction

2010 is the second year of implementation of the EU customs Action Plan to combat IPR infringements for the years 2009 to 2012⁴. Part 1 of this report describes the activities of the Commission and of the Member States customs administrations in implementing this Action Plan. In addition to overseeing operational activities, the Commission and the Member States customs administrations have been involved in a number of initiatives in the areas of legislation, cooperation with business and third countries.

Legislation and data tools

In September 2008, the Council invited the Commission and the Member States to review the customs legislation applicable to IPR border enforcement, Council Regulation (EC) No. 1383/2003⁵. A project group composed of experts from Member States provided a first analysis. To ensure all stakeholders were given ample opportunity to contribute to this process, the Commission carried out an open public consultation through the internet (25 March-7 June). External factors have also provided input to the review process, notably the consultations with India and Brazil, within the framework of the WTO Dispute Settlement Procedures. On 24 May 2011, the Commission presented a proposal to modify

Council Regulation (EC) No. 1383/2003. It will now be considered by the European Parliament and the Council.

In parallel, the Commission and the Member States are developing an EU database, known as COPIS, to store applications for action from right-holders electronically. The concept reflects national systems in certain Member States, with the additional advantage that the information collected would be available to all concerned Member States. The COPIS system will also allow national customs to process the cases directly in the database, thereby generating their automatic registration for statistical purposes. The start of operations is planned for the second quarter of 2012.

Operational performance

The Action Plan identifies several activities to further strengthen operational performance, including the sharing of best practices and the promotion of the Community risk management system to protect IPR.

Member States reported numerous examples of sharing best practices and of close cooperation between administrations, through benchmarking exercises, training and exchange visits not only within the EU, but also with third countries, mostly involving neighbouring countries (Nordic, Balkan and Eastern Europe). In some cases, the industry side was also involved in the exchange of best practices.

Several Member States linked activities related to customs controls in the area of product safety to actions in the area of IPR, as well as to the actions against illicit movement of goods. Reinforced controls were widespread.

⁴ OJ C71, 25.03.09. Council Resolution of 16 March 2009 on the EU Customs Action Plan to combat IPR infringements for the years 2009 to 2012.

⁵ Council Regulation (EC) No 1383/2003 of 22 July 2003 concerning customs action against goods suspected of infringing certain intellectual property rights and the measures to be taken against goods found to have infringed such rights. (OJ L 196, 2003)



Member States administrations are increasingly concerned by the flow of IPR infringing goods entering the EU in small consignments. A seminar on counterfeiting and the Internet was therefore organised in Paris under the Customs 2013 Programme. Participants exchanged information on how customs monitor the Internet and notably the phenomenon of counterfeit goods sold via the Internet, and explored possible ways to improve the efficiency of Customs controls on counterfeited goods in relation to small consignments. As a follow-up, the European Commission undertook to establish an experts' group in order to support the activities of Member States customs concerning the general policy measures relating to the fight against counterfeiting via the Internet and the exchange of best practices.

Member States developed initiatives concerning the strengthening of cooperation with other enforcement authorities, notably the Police and this is an area, which the Commission considers should be developed further.

Nearly all Member States provide training and have dedicated training materials concerning IPR enforcement, including in some cases the use of e-learning modules.

Business cooperation

To allow customs to carry out their task properly, companies, in particular small and medium enterprises, need to know about the possibility to apply for protection of their rights, and on the need to ensure a certain quality of the applications for action submitted.

Over the years, the number of applications recorded in the annual reports on EU customs enforcement of intellectual property rights has steadily increased. In 2000, there

were less than 1,000 applications submitted by right-holders; in 2005, the number had increased to over 5,000. However, in 2010, the number of applications across the EU has risen to over 18,000. Member State administrations have continued to promote the submission of applications and to raise awareness of this option through their website, participation in trade fairs, as well as dedicated activities for small and medium enterprises.

The Action Plan also advocates the promotion of special arrangements with right-holders and other stakeholders, concerning cooperation and exchange of information. Some Member States did not report developments this year as a number of arrangements had already been concluded previously, notably with regard to airlines, express mail and postal services, as well as with major private sector bodies such as international industry federations and chambers of commerce.

Increasingly, there is recognition on the need to develop partnerships with a broad range of private stakeholders, including in relation to the Internet, e-commerce operators and on-line payment providers.

The use of the red alert and general trend forms, launched by the Commission to facilitate the submission of additional information by right-holders, either on new trends or to alert customs about specific consignments were included on national customs websites. During the year, specific actions were taken to raise awareness of these forms, though little information was recorded about whether the forms were actually used.



International cooperation

The implementation of the dedicated action plan concerning EC-China customs cooperation on IPR remained a key priority in 2010. At the meeting of the EU-China Joint Customs Cooperation Committee (JCCC), which took place in Shanghai on 3 September 2010, it was agreed that the cooperation on the fight against counterfeit and piracy should be extended until the end of 2012. The EU-China Action Plan was extended at the occasion of the High Level Economic Dialogue in Beijing on 20-21 December.

A review of the first year of the EU-China Action Plan's implementation was submitted to the JCCC at the meeting in September. In essence, there was agreement, that the Plan was a useful and potentially significant tool for the enforcement of IPR in trade between the two parties. Some progress had been recorded on all four key actions, though there was a need to strengthen the cooperation further to make any real impact on the illicit traffic in counterfeit and pirated goods.

Both sides recognised the importance of developing the network of experts in airports and seaports and on the EU side, this action involved locations in 8 Member States. Some information was exchanged through the networks, though below expected levels taking into account the overall traffic in IPR infringing goods recorded in the annual customs statistics. In November, the Commission organised a further series of technical meetings with the Chinese side in Hang Zhou, involving the network experts, to remove any obstacles to the development of the information exchange. The discussions were fruitful and improvements

are anticipated, though the situation will be monitored closely.

In 2010, the negotiations for an Anti-Counterfeiting Trade Agreement (ACTA) were concluded. The ACTA text is now under consideration within the EU institutions. ACTA aims to establish a comprehensive, international framework that will assist ACTA Parties to combat the infringement of intellectual property rights effectively, which undermines legitimate trade and the sustainable development of the world economy. It is intended to include state-of-the-art provisions on the enforcement of intellectual property rights, including provisions on civil, criminal, and border enforcement measures, robust cooperation mechanisms among ACTA Parties to assist in their enforcement efforts, and the establishment of best practices for effective IPR enforcement.

ACTA provides for a broad range of IPR to be covered by the border measures, rather than simply trademarks and copyrights, as foreseen in TRIPS. ACTA also foresees the introduction of mandatory provisions concerning ex-officio action by customs, as well as controls for IPR purposes at export, at least on an ex-officio basis. Without prejudice to a decision concerning the EU's acceptance of the final text of ACTA, the border measures do provide a new baseline for future bilateral negotiations where IPR issues are addressed. In this context, specific provisions on border measures complementing and further clarifying international IPR obligations remain a priority in all bilateral agreements under negotiation with relevant trading partners.

Several Member States have also strengthened bilateral cooperation with key trading partners, considered to be source countries for IPR infringing products,



through exchanges, study visits, seminars, coordination projects and similar activities. Joint actions are a key factor in the fight against counterfeiting and piracy and a number of Member States participated in operational activities organized by international organizations such as the World Customs Organisation and Interpol.

Raising awareness and communication

The last section of the Action Plan concerns raising awareness and communication. The objective is two-fold; to raise awareness and communicate on the issue of the trade in IPR infringing goods and on the means of protection offered to right-holders by customs, as seen in the earlier section on business cooperation.

Each year, the Commission publishes a report on EU customs enforcement of IPR, which is picked up by media organisations around the world. It provides evidence of the important role of customs in the enforcement of IPR. The statistics are compiled from data collected from the Member States and are used widely, as little

other data is available about the extent of counterfeiting, piracy and other IPR infringements.

Member States administrations were developing awareness-raising activities, often linked to the publication of statistics or the result of a specific case. Health and safety aspects are particularly highlighted. Communication was done through different media outlets, including TV, radio, the Internet and leaflets at airport, train stations, trade fairs and department stores. One Member States authorised a customs official to participate on a regular basis in a national TV travel show, to speak on various customs travel issues, including the traffic in counterfeit and pirated goods.

Member States organised a variety of campaigns, several of which concerned medicines, including one about counterfeit medicines sold over the Internet, “To be on the safe side”. Another administration focused on toy safety. Travellers at airports and other border crossing points were also the subject of campaigns where passengers travelling to certain destinations were targeted and provided with leaflets.



© Musée de la Contrefaçon de l'Unifab.
Reproduced with kind permission of the author.



Part 2 Statistical data on EU customs enforcement of IPR

Introduction

Part 2 of the report presents the results of customs actions at the EU external borders. It describes both the level of cooperation between customs and right-holders, which is

a cornerstone of the system, and the results in terms of detentions of goods suspected of infringing IPR.

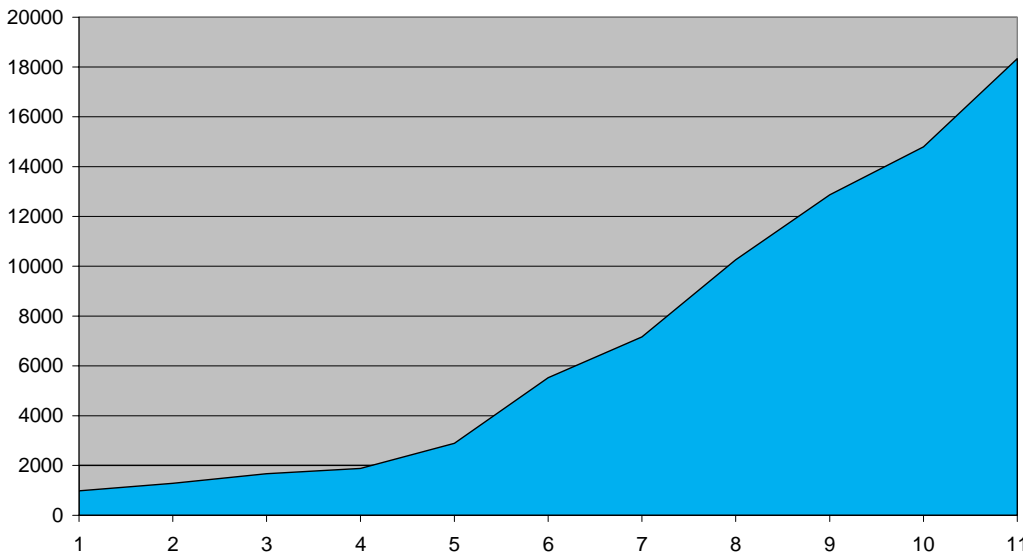
Cooperation between customs and right-holders

Right-holders may lodge an application for action requesting customs to take action in cases where a suspicion exists that an IPR is infringed. Application for actions can be requested on a national or on an EU basis. For risk assessment to function properly in the field of IPR protection, the importance of close cooperation between customs and right-holders and of the information given by right-holders in their applications for action is recognised. The Commission, in collaboration with the Member States, has established a manual for right-holders for lodging and processing applications for action (see also DG TAXUD’s website

under right holders defence section at http://ec.europa.eu/taxation_customs/customs/customs_controls/counterfeit_piracy/right_holders/index_en.htm).

Evidence of the close cooperation between customs and the private sector can be seen in the evolution of the numbers of applications for action submitted to customs. Since 2000 the number of applications for action made in the Member States has increased from nearly 1000 applications to over 18.000 in 2010.

Number of applications 2000 - 2010

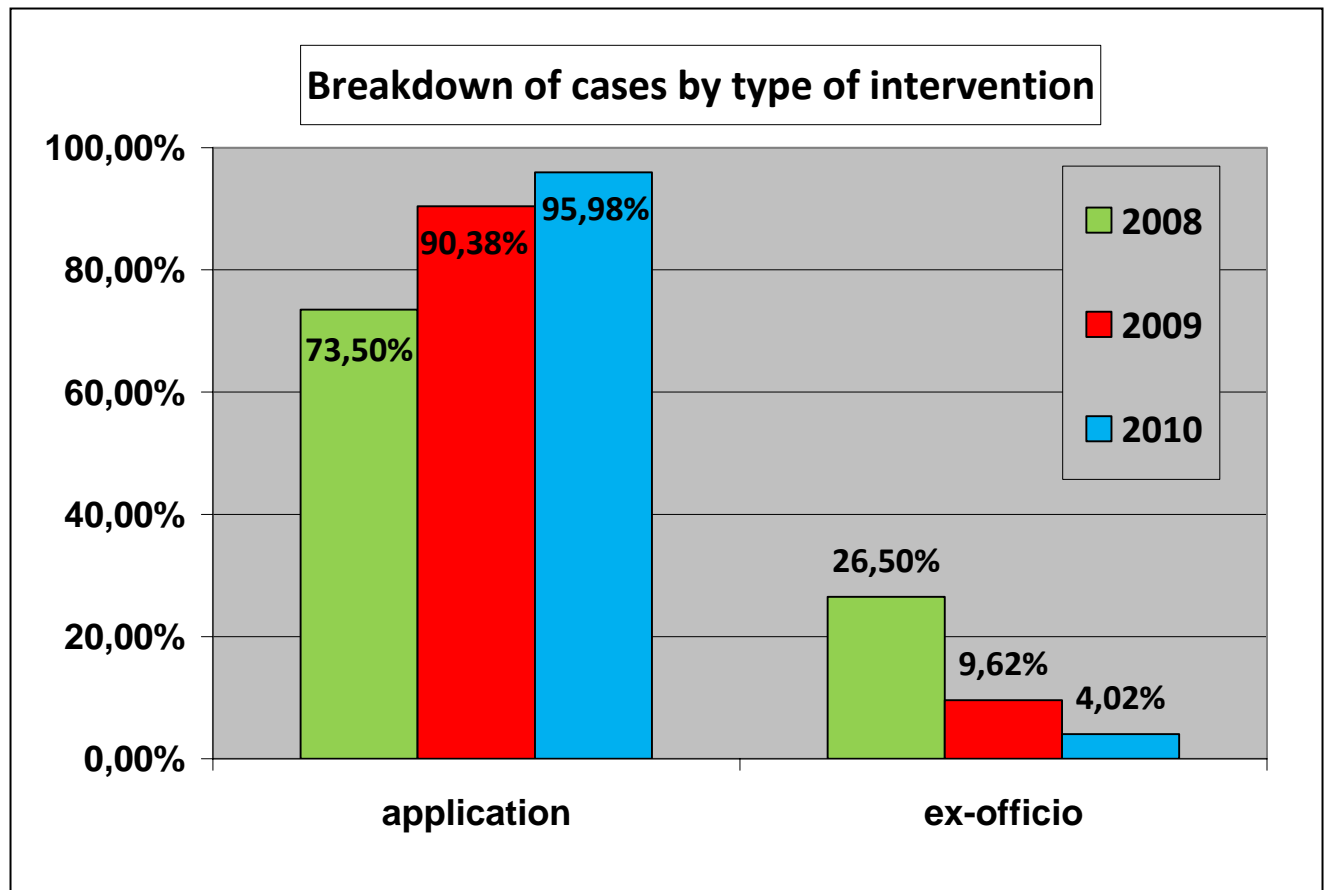


Year	Applications
2000	981
2001	1.287
2002	1.671
2003	1.886
2004	2.888
2005	5.525
2006	7.160
2007	10.260
2008	12.866
2009	14.797
2010	18.330



EU customs also have the power to act ex-officio if there is a suspicion of an IPR infringement. In such cases, customs have to identify the right-holder and an application must be submitted within 3 working days in

order for customs to be able to detain or suspend the release of the goods. In 2010, less than 5% of customs actions were initiated ex-officio.





Detentions in number of cases and articles

The figures for 2010 show again an increase in the overall amount of cases of detentions by customs (each case representing an interception by customs), to 79.112 cases. Each case contains a certain amount of individual articles that can vary from 1 to several million and can contain articles of different categories. In terms of individual articles⁶, the total amount decreased slightly to 103 million articles in 2010.

The rise in cases to 79.112 is an all-time high and there certainly seems to be a link to increased sales via the internet. The internet is a virtual market place offering all kinds of goods, many of which are genuine. By simply clicking on the order button, consumers have their goods delivered to the front door.

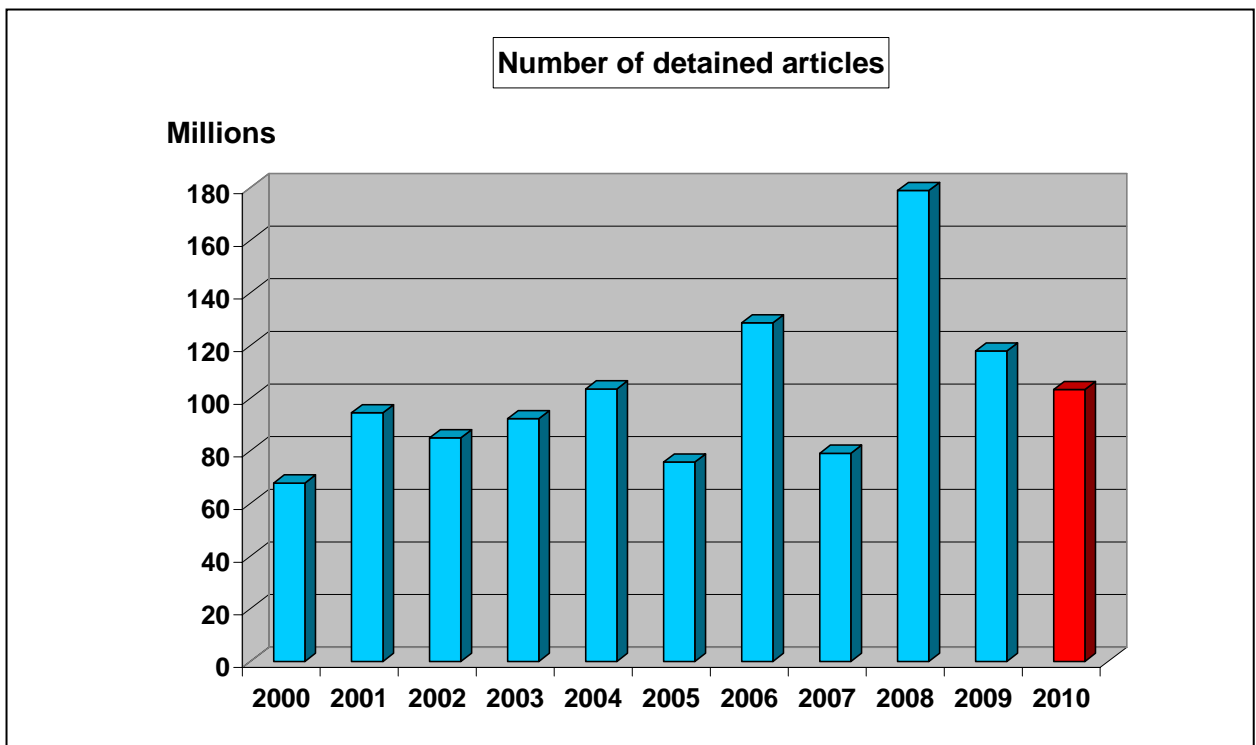
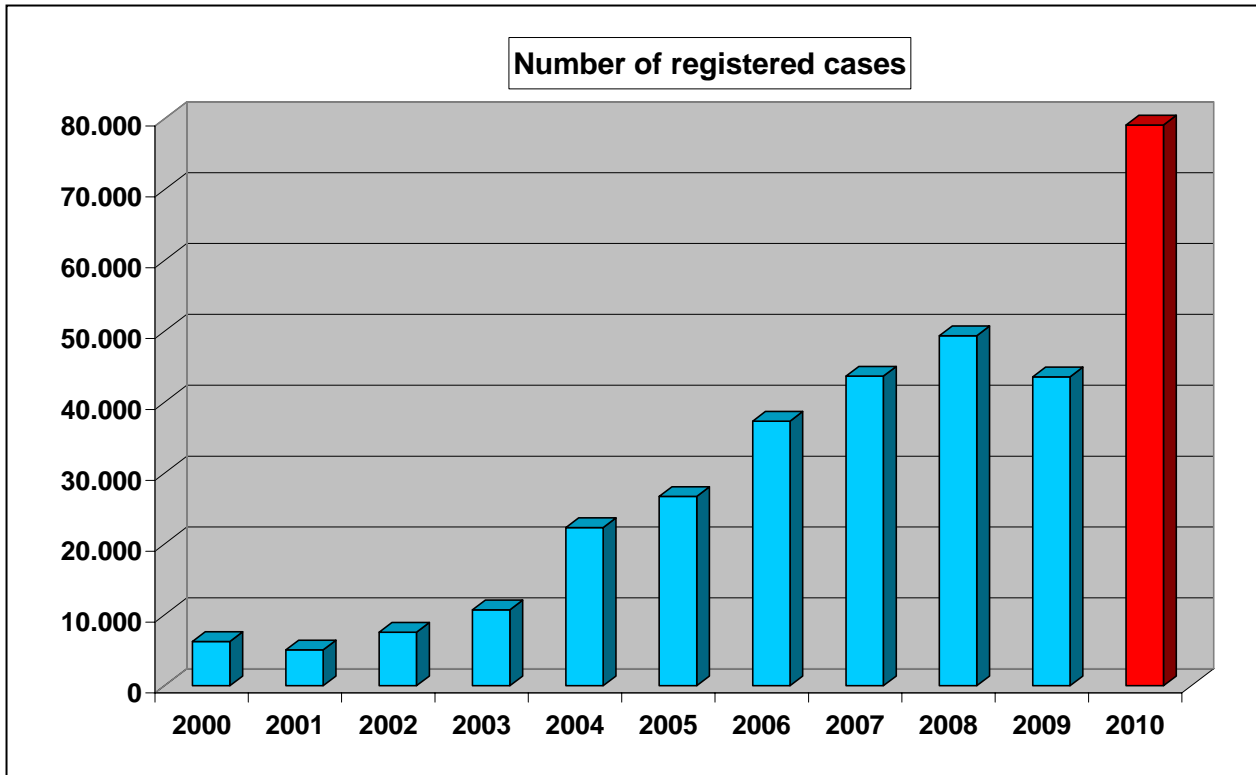
However, the growth in on-line sales has opened up a new method of distribution for all kinds of IPR infringing goods. Such goods may be of poor quality or even dangerous but are a challenge for customs to identify and intercept, and the administrative burden when one or two items are found in a package is disproportionate.

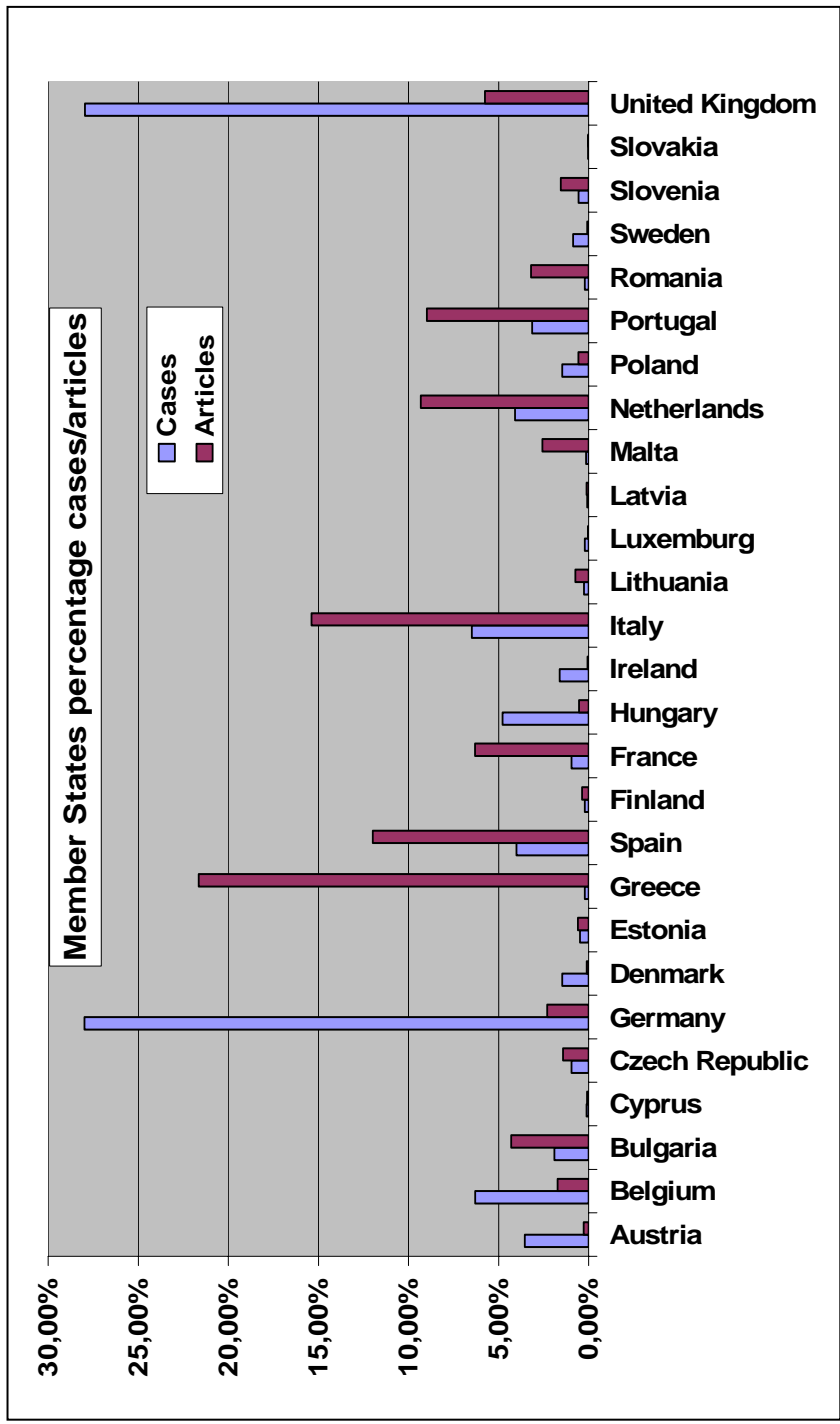
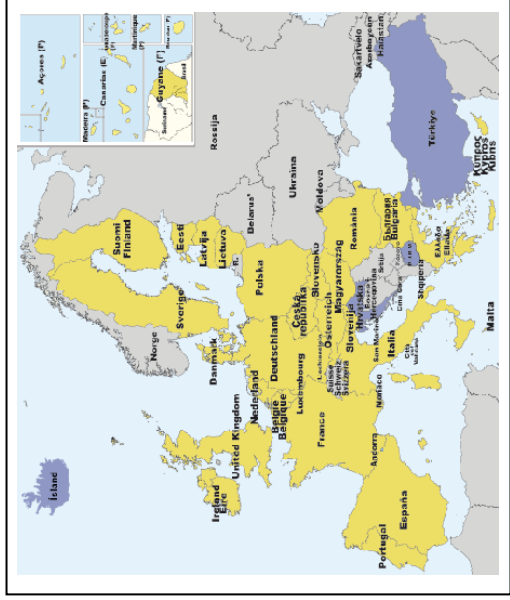
The top 10 of Member States account for 90% of the overall amount of cases and 87% of the overall amount of articles. 6 Member States appear in the top 10 of both cases and articles. See Annex 1 for more details.

Number of articles	
2000	67.790.546
2001	94.421.497
2002	84.951.039
2003	92.218.700
2004	103.546.179
2005	75.733.068
2006	128.631.295
2007	79.076.458
2008	178.908.278
2009	117.959.298
2010	103.306.928

Number of cases	
2000	6.253
2001	5.056
2002	7.553
2003	10.709
2004	22.311
2005	26.704
2006	37.334
2007	43.671
2008	49.381
2009	43.572
2010	79.112

⁶ The category cigarettes, which accounts for the highest number, is registered in packets of 20 pieces. See also Annex 2.







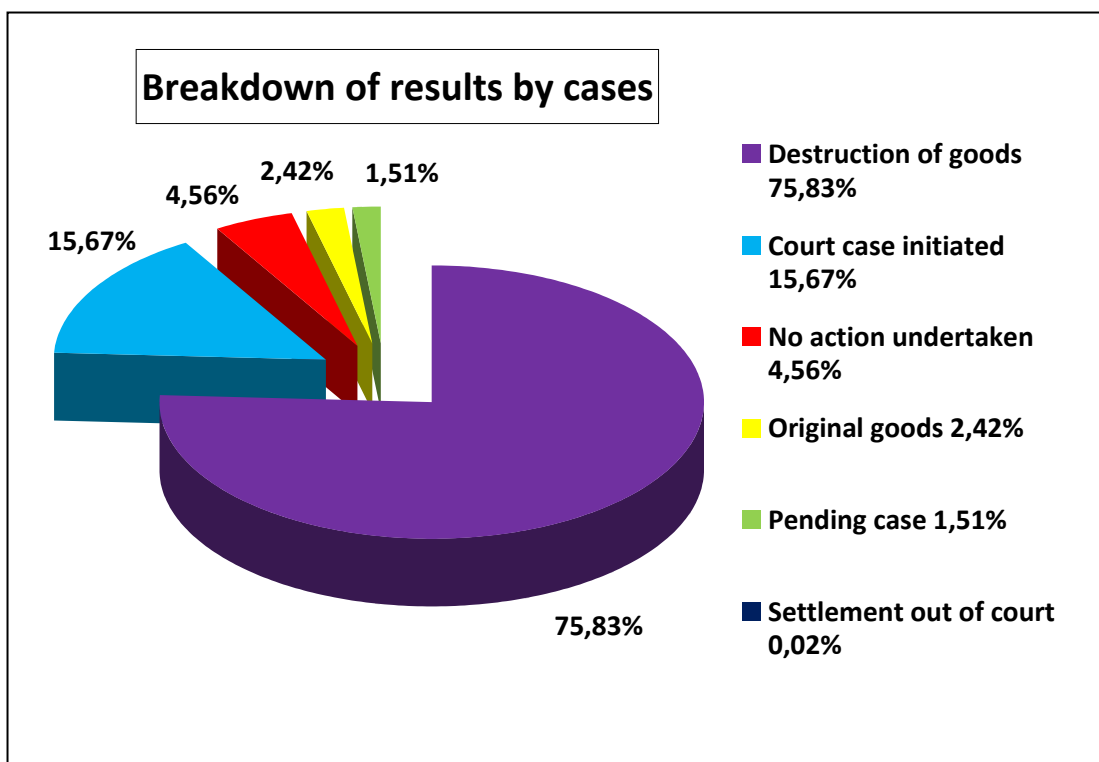
Results of detentions

The following different results were registered:

- goods were destroyed under the simplified procedure after confirmation of the right-holder concerning the infringement and agreement of the holder of the goods;
- a court case was initiated by the right-holder to determine the infringement;
- goods were released as they appeared to be non-infringing original goods;
- the outcome is pending as goods are still under the period of detention;
- goods were released because the right-holder did not react to the notification by customs;
- a settlement was reached between the right-holder and the holder of the goods after which the goods were released;

Goods that appeared to be non-infringing original goods were released from detention on the basis of Regulation (EC) No. 1383/2003. However, this does not exclude the possibility that these goods could have been subsequently detained on the basis of other legislation.

In 91,5% of the detentions, the goods were either destroyed under the simplified procedure or a court case was initiated to determine the infringement. In 7% of the cases, the goods were released because they appeared to be non-infringing original goods or no action was undertaken by the right-holder after receiving the notification by the customs authorities.

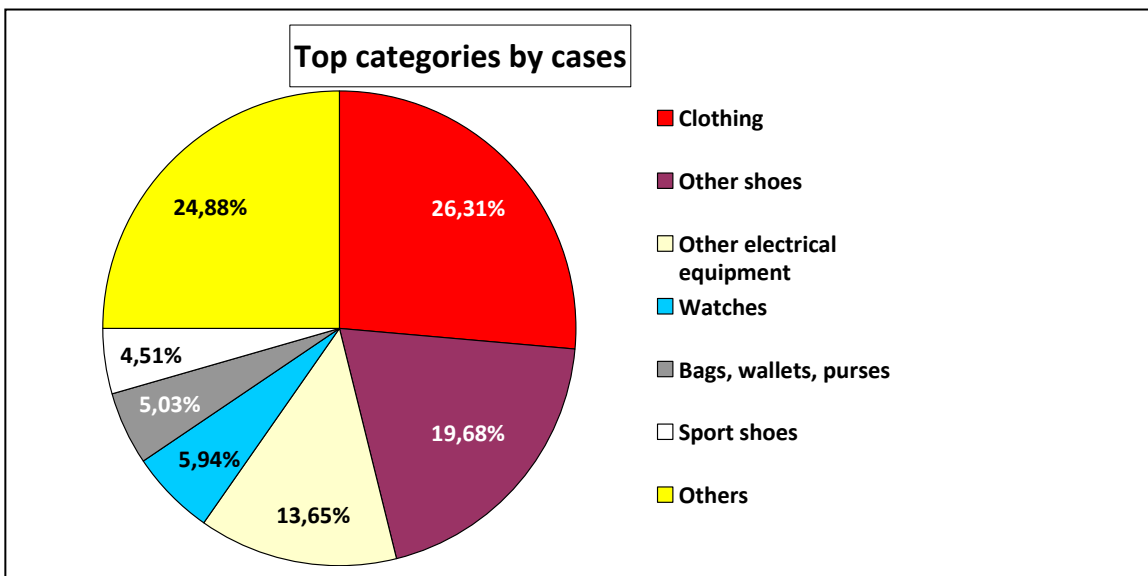
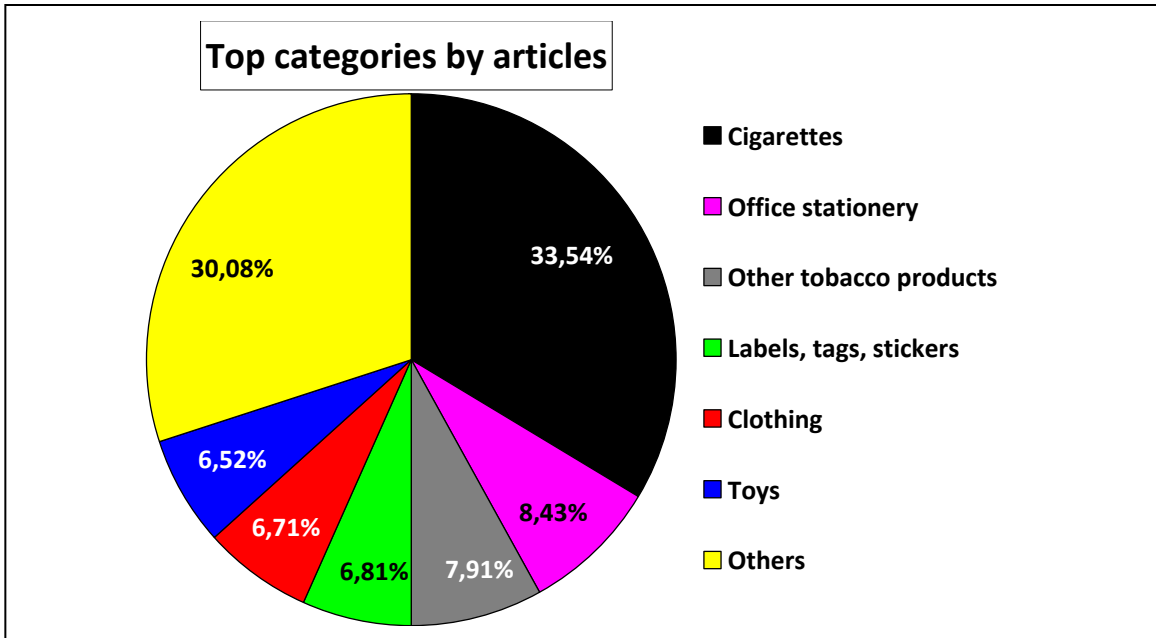




Product categories

In terms of numbers of detained articles, the top 3 categories are cigarettes, office stationery and other tobacco products. The inclusion of office stationery results mainly from a few cases involving significant quantities of pencils and with regard to other tobacco products, some detentions with large amounts of cigars were made.

In terms of cases, the top 3 categories are clothing, shoes and other electrical equipment (including consumer electronics such as hair straightners).





Value


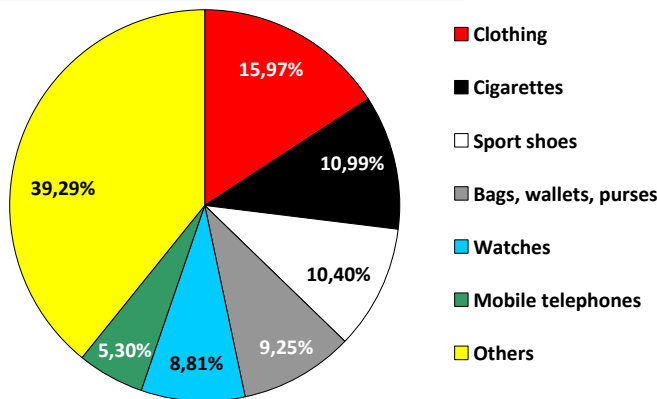
In 2010, the customs administrations of the Member States submitted details concerning the value of the detentions to the Commission for the first time. The standard value for reporting by Member States is the domestic retail value (DRV) which is the price at which the goods would have been sold at retail in the internal market of the Member State had they been genuine.

Counterfeiters do not concern themselves with product development costs, guarantees or advertising. Profit is maximised by the theft and copying of an original idea, often with cheaper materials. Nevertheless, IPR infringing goods are increasingly sold at a similar price to the original goods and effectively substitute them on the market.

For certain product sectors, this is not the case. For luxury goods such as watches, luxury handbags and other personal accessories, it is questionable whether the infringing products could be considered as substitutes for the original goods. Nevertheless, for procedural reasons, the same method of valuation is used for all product sectors. Therefore, the data reflected within this section provides a broad figure of values, calculated on the basis of customs detentions. The figures do not measure the impact on the EU's economy, nor the damage caused to right holders by the trade in IPR infringing goods.

Based upon the domestic retail value, the top 3 categories are clothing, cigarettes and sport shoes. High value articles such as bags, watches and mobile telephones also feature in this list (see Annex 2).

Top categories by value (equivalent DRV)

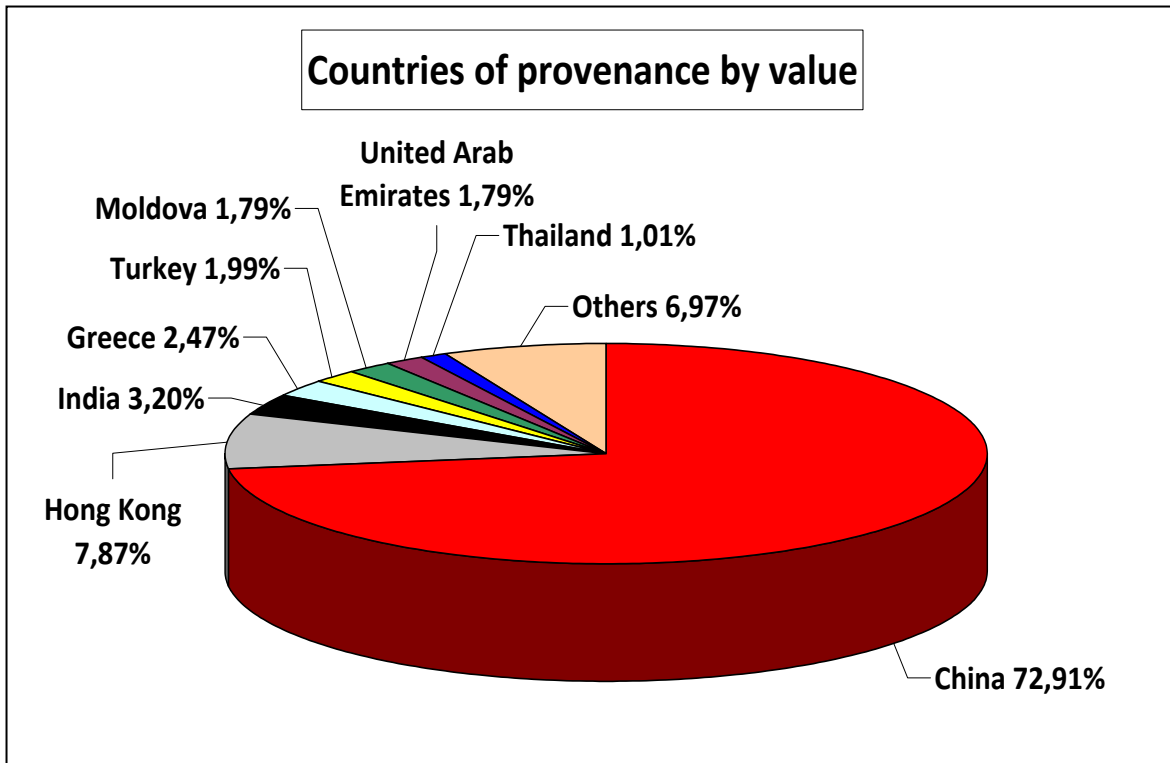
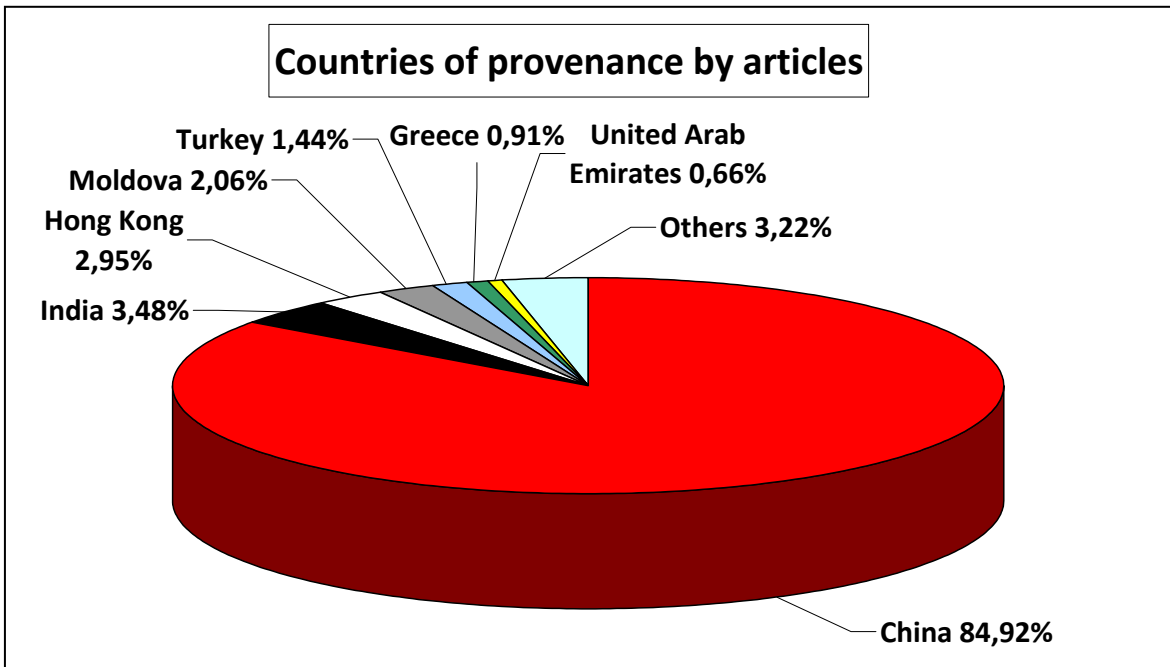




Provenance

The country of provenance is the country known where the goods were coming from when the detention was made whereas the country of origin is in principle the country where the goods are produced.

A further breakdown according to main categories in relation to countries of provenance is given in Annex 3.





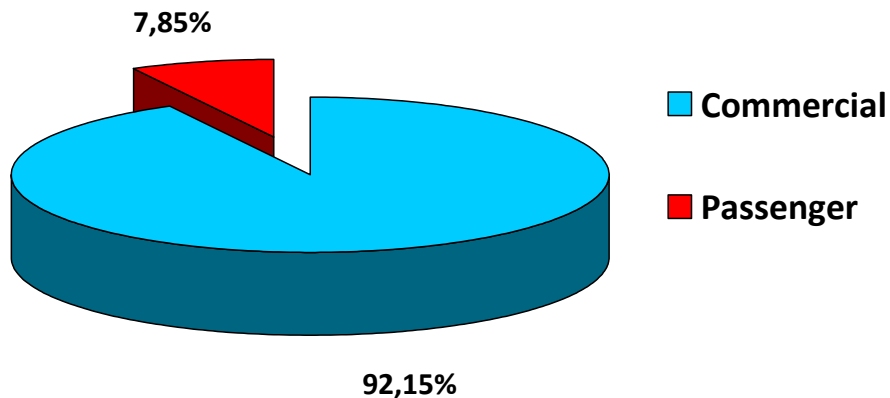
Passenger/Commercial traffic

Cases involving passenger traffic relate to goods brought into the EU by passengers in amounts considered to be of a commercial nature, rather than for private use. The ratio between the number of cases of goods suspected of infringing an IP right found in commercial and in passenger traffic is about 92% to 8%. With regard to the amount of articles detained, the picture is different (99% commercial - 1% passenger), as passengers in general will not carry the same amount of goods as are transported in commercial traffic.

In Annex 4 an overview is given of the main categories of products carried by passengers. Furthermore, overviews of the countries of origin are given according to articles, cases and value. In the value chart Senegal appears due to detentions of high amounts of luxury watches representing a high domestic retail value.



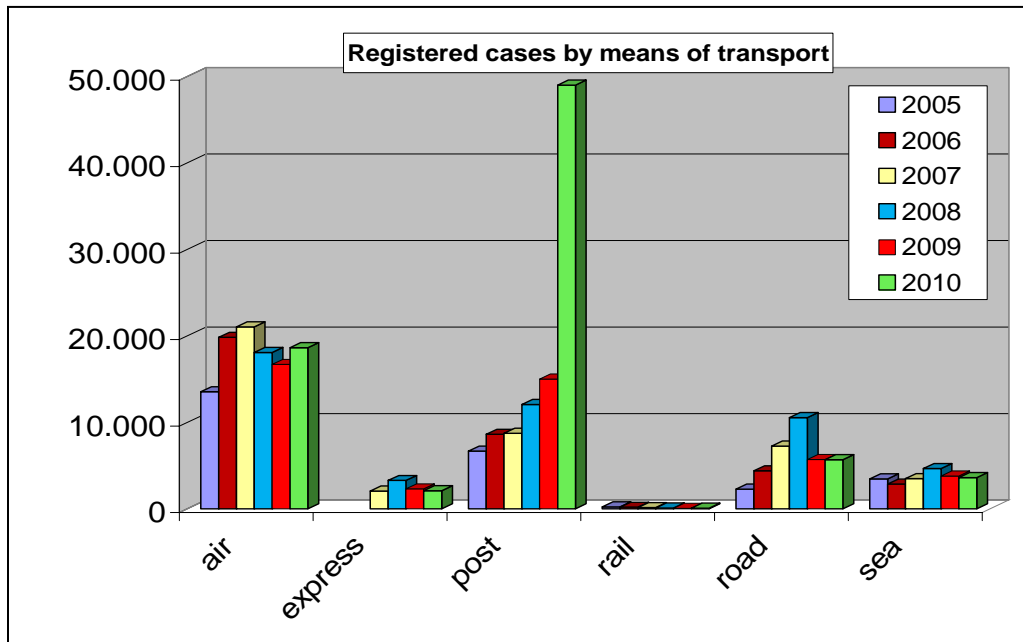
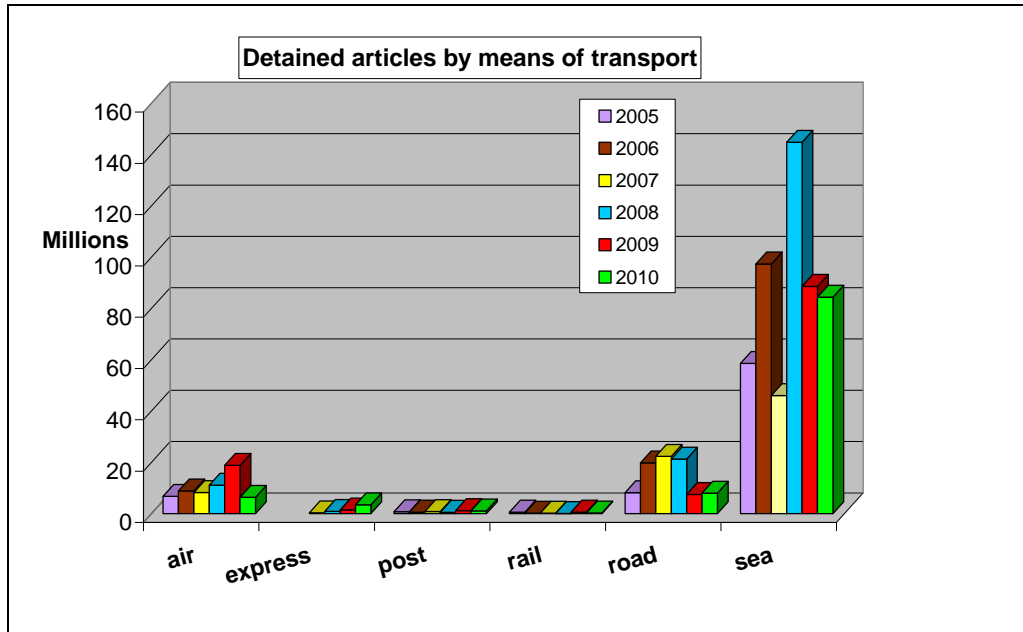
**Breakdown of cases by type of traffic
Commercial / Passenger**





Transport

The charts below clearly indicate that the 82% increase of cases between 2009 and 2010 is only due to the spectacular increase of detentions in postal traffic. A further breakdown can be found in Annexes 5 and 6.





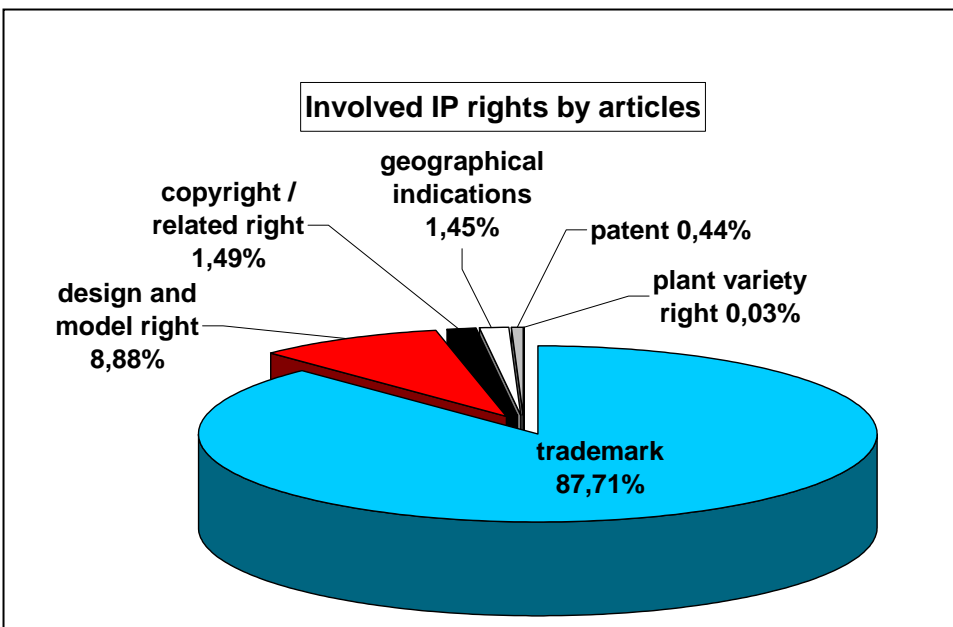
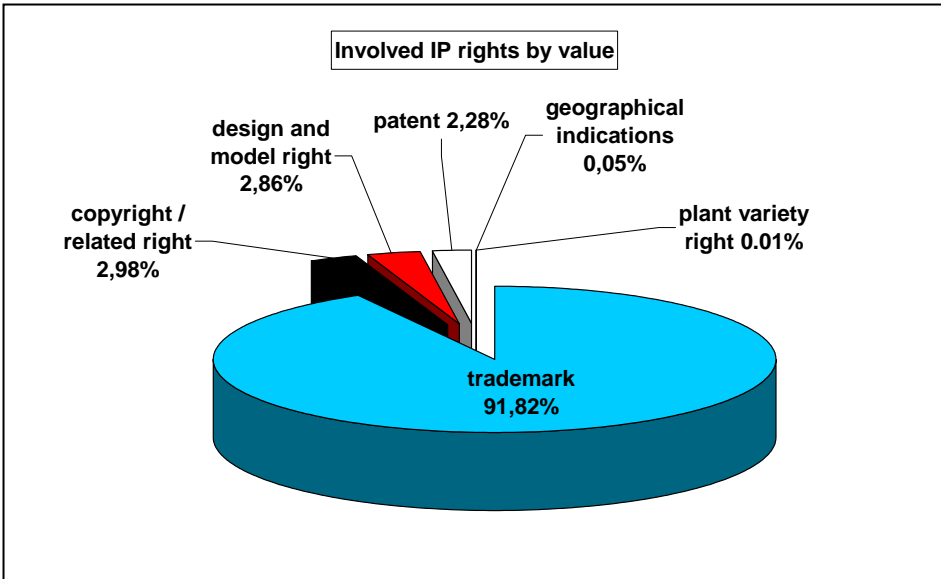
Intellectual Property Rights

In 2010 the majority of articles detained by customs were suspected of infringing a Community or national trademark and covered a wide variety of goods across all product sectors.

With regard to suspicion of patent infringements, the main categories of products detained were electronic devices working with MP3/DVD technology, unrecorded CD/DVD and medicines.

With regard to copyright infringements, CD/DVD were the products most affected, though a wide variety of other products were also detained.

For design and model rights, there was a single detention involving a large amount of tobacco products other than cigarettes, though a wide variety of other products were also concerned, such as shoes, medicines and toys.

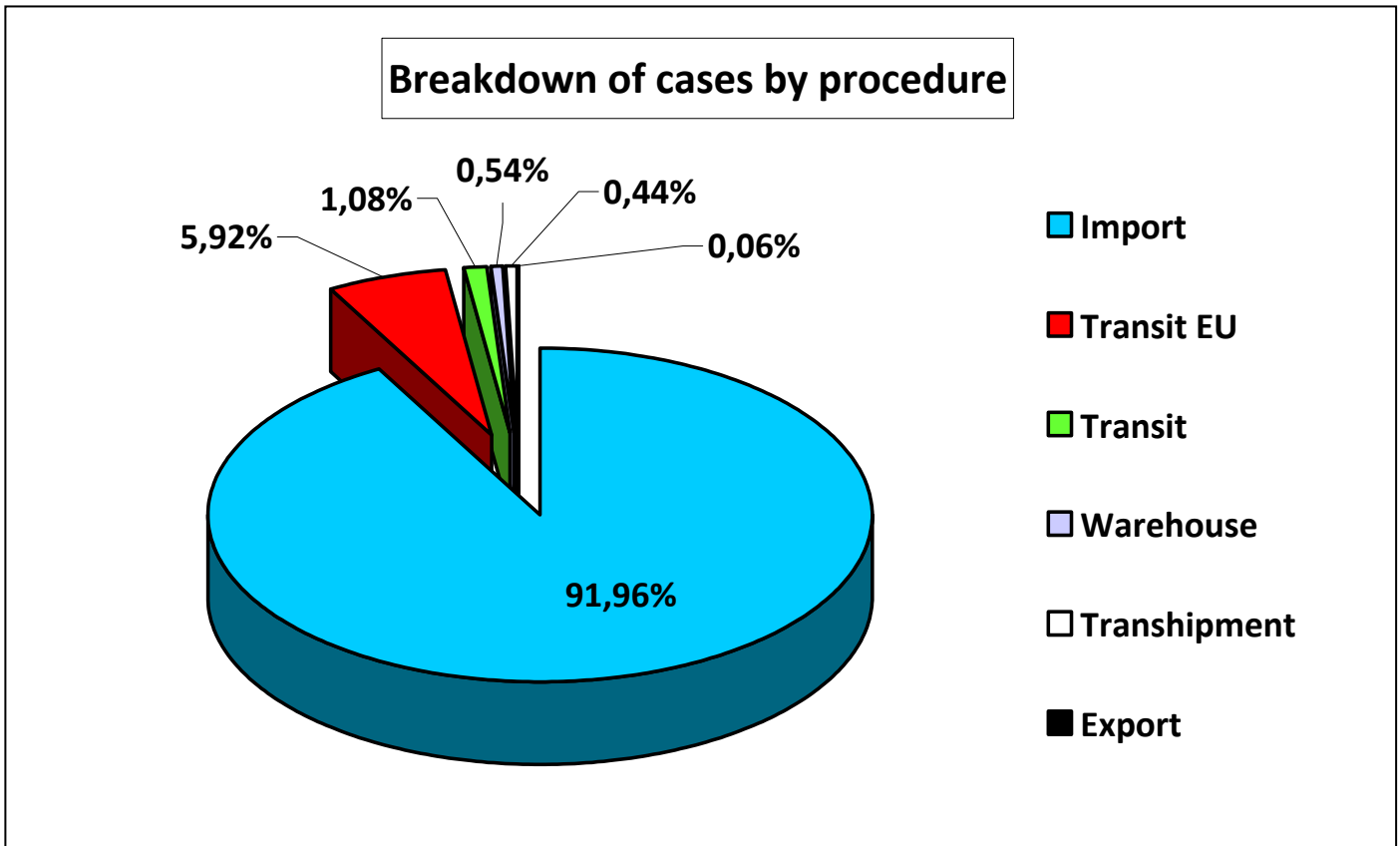




Customs procedure

In more than 90% of all cases, customs action was started whilst the goods concerned were under an import procedure. In 6% of the cases, goods were discovered whilst being in transit with destination the

EU and 1% in transit with destination a country outside the EU.





Annex 1 Overview of cases and articles per Member State

The evolution of the number of procedures and number of intercepted articles in Member States - Period 2009 / 2010						
Member State	Number of procedures			Number of intercepted articles		
	2009	2010	%	2009	2010	%
Austria	2.535	2.803	11%	562.091	292.606	-48%
Belgium	3.696	4.978	35%	2.827.367	1.776.855	-37%
Bulgaria	1.232	1.501	22%	11.335.030	4.444.533	-61%
Cyprus	110	84	-24%	1.091.401	88.985	-92%
Czech Republic	580	749	29%	2.072.559	1.451.993	-30%
Germany	8.324	22.146	166%	5.012.847	2.378.815	-53%
Denmark	622	1.164	87%	1.896.944	100.501	-95%
Estonia	445	382	-14%	186.063	617.538	232%
Greece	253	176	-30%	21.990.722	22.353.823	2%
Spain	3.084	3.169	3%	4.368.692	12.391.430	184%
Finland	178	167	-6%	728.935	382.481	-48%
France	3.006	748	-75%	7.936.111	6.514.801	-18%
Hungary	4.044	3.779	-7%	1.211.346	551.751	-54%
Ireland	1.019	1.277	25%	462.993	66.853	-86%
Italy	5.189	5.137	-1%	12.955.023	15.900.422	23%
Lithuania	80	198	148%	637.194	757.990	19%
Luxemburg	171	176	3%	36.925	44.606	21%
Latvia	125	66	-47%	724.943	120.935	-83%
Malta	56	111	98%	9.984.712	2.650.692	-73%
Netherlands	3.016	3.225	7%	17.965.045	9.625.526	-46%
Poland	877	1.162	32%	716.467	590.806	-18%
Portugal	1.732	2.485	43%	195.376	9.276.661	4648%
Romania	182	171	-6%	7.728.945	3.303.353	-57%
Sweden	507	684	35%	418.327	75.596	-82%
Slovenia	366	438	20%	1.120.178	1.589.227	42%
Slovakia	26	11	-58%	85.122	17.966	-79%
United Kingdom	2.117	22.125	945%	3.707.940	5.940.183	60%
Total	43.572	79.112	82%	117.959.298	103.306.928	-12%



Annex 2 Breakdown of number of registered cases, number of detained articles and the retail value per product sector

Product sector		Number of cases	Number of articles *	Retail value original goods
Foodstuffs, alcoholic and other beverages:				
1a	foodstuffs	24	2.836.803	1.031.128 €
1b	alcoholic beverages	9	129.145	693.056 €
1c	other beverages	1	46.560	53.690 €
Body care items:				
2a	perfumes and cosmetics	1.626	1.219.740	44.765.706 €
2b	other body care items (razor blade, shampoo, deodorant, toothbrush, soap, etc)	406	1.948.341	7.906.252 €
Clothing and accessories:				
3a	clothing (ready to wear)	20.474	6.930.942	177.903.953 €
3b	clothing accessories (belt, tie, shawl, cap, gloves, etc)	1.582	847.593	25.252.664 €
Shoes including parts and accessories:				
4a	sport shoes	3.631	1.444.230	108.273.641 €
4b	other shoes	14.919	1.160.589	58.579.388 €
Personal accessories:				
5a	sunglasses and other eye-glasses	712	504.951	51.298.241 €
5b	bags including wallets, purses, cigarette cases and other similar goods carried in the pocket/bag	4.049	1.388.293	99.394.474 €
5c	watches	4.943	313.489	94.180.648 €
5d	jewellery and other accessories	2.528	1.258.638	29.936.662 €
Mobile phones including parts and technical accessories:				
6a	mobile phones	2.350	157.352	53.266.617 €
6b	parts and technical accessories for mobile phones	1.166	1.346.169	23.016.787 €



Product sector		Number of cases	Number of articles *	Retail value original goods
Electrical / electronic and computer equipment:				
7a	audio/video apparatus including technical accessories and parts	974	319.910	23.190.892 €
7b	memory cards, memory sticks	1.235	387.405	6.720.660 €
7c	ink cartridges and toners	63	90.226	2.283.862 €
7d	computer equipment (hardware) including technical accessories and parts	311	188.448	12.321.651 €
7e	other equipment including technical accessories and parts (household machines, shaver, hair straighter, etc)	10.131	551.749	8.177.606 €
CD, DVD, cassette, game cartridges:				
8a	recorded (music, film, software, game software)	1.460	2.733.813	32.191.022 €
8b	unrecorded	117	848.967	1.369.737 €
Toys, games (including electronic game consoles) and sporting articles:				
9a	toys	672	6.737.254	24.123.549 €
9b	games (including electronic game consoles)	1.313	403.658	7.939.894 €
9c	sporting articles (including leisure articles)	214	226.502	3.863.310 €
Tobacco products:				
10a	cigarettes	101	34.646.097	124.625.672 €
10b	other tobacco products (cigars, cigarette paper, etc)	7	8.174.565	1.476.280 €
Medical products:				
11	medicines and other products (condoms)	1.812	3.200.492	26.617.882 €



Product sector		Number of cases	Number of articles *	Retail value original goods
Other:				
12a	machines and tools	27	16.835	2.905.623 €
12b	vehicles including accessories and parts	378	104.935	6.839.182 €
12c	office stationery	335	8.705.155	3.733.638 €
12d	lighters	65	1.219.457	1.749.421 €
12e	labels, tags, stickers	331	7.033.905	4.732.959 €
12f	textiles (towel, linen, carpet, mattress, etc)	189	345.920	7.595.336 €
12g	packaging materials	489	3.813.894	6.850.236 €
12h	other	467	2.024.906	25.191.082 €
Total		79.112	103.306.928	1.110.052.402 €

* The number of articles is counted as numbers of individual pieces unless otherwise specified. In case of articles traded in pairs like shoes, socks, gloves, etc one pair is counted as one article.

** The category 10a (cigarettes) is registered in packets of 20 pieces.



Annex 3 Overview per product sector of countries of provenance according to % in articles

Product sector		Number of articles in % according to country of provenance		
Foodstuffs, alcoholic and other beverages:				
1a	Foodstuffs	Turkey 94,93%	Tunisia 2,75%	India 1,51%
1b	alcoholic beverages	China 73,40%	Russia 24,37%	Moldova 2,23%
1c	other beverages	Thailand 98,05%	China 1,95%	-
Body care items:				
2a	perfumes and cosmetics	China 79,54%	Turkey 9,46%	Romania 5,05%
2b	other body care items (razor blade, shampoo, deodorant, toothbrush, soap, etc)	China 89,44%	Hong Kong 6,80%	Turkey 2,44%
Clothing and accessories:				
3a	clothing (ready to wear)	China 76,20%	Turkey 4,06%	United Arab Emirates 3,48%
3b	clothing accessories (belt, tie, shawl, cap, gloves, etc)	China 65,45%	Hong Kong 18,42%	Greece 4,96%
Shoes including parts and accessories:				
4a	sport shoes	China 94,81%	Hong Kong 1,29%	Latvia 1,00%
4b	other shoes	China 82,62%	Spain 5,10%	Turkey 4,88%
Personal accessories:				
5a	sunglasses and other eye-glasses	China 96,48%	Greece 2,12%	Hong Kong 0,68%
5b	bags including wallets, purses, cigarette cases and other similar goods carried in the pocket/bag	China 87,00%	Hong Kong 5,59%	Greece 2,34%
5c	Watches	China 49,43%	Greece 33,04%	Hong Kong 13,78%
5d	jewellery and other accessories	China 73,23%	Hong Kong 24,44%	Thailand 0,63%
Mobile phones including parts and technical accessories:				
6a	mobile phones	China 47,95%	Hong Kong 41,77%	United Arab Emirates 8,56%
6b	parts and technical accessories for mobile phones	China 62,14%	Hong Kong 24,63%	United Arab Emirates 6,48%



Product sector		Number of articles in % according to country of provenance		
Electrical / electronic and computer equipment:				
7a	audio/video apparatus including technical accessories and parts	China 66,17%	Hong Kong 28,19%	Colombia 2,26%
7b	memory cards, memory sticks	Hong Kong 65,43%	China 32,52%	United Arab Emirates 2,01%
7c	ink cartridges and toners	China 71,41%	Hong Kong 14,26%	United Arab Emirates 8,39%
7d	computer equipment (hardware) including technical accessories and parts	China 90,26%	Hong Kong 2,94%	United Arab Emirates 0,20%
7e	other equipment including technical accessories and parts (household machines, shaver, hair straighter, etc)	China 97,47%	Hong Kong 1,45%	Turkey 0,83%
CD, DVD, cassette, game cartridges:				
8a	recorded (music, film, software, game software)	China 98,36%	Hong Kong 0,55%	Indonesia 0,19%
8b	Unrecorded	China 99,66%	Hong Kong 0,21%	Taiwan 0,12%
Toys, games (including electronic game consoles) and sporting articles:				
9a	Toys	China 98,76%	Hong Kong 0,48%	United Arab Emirates 0,27%
9b	games (including electronic game consoles)	China 88,10%	Hong Kong 11,54%	Indonesia 0,11%
9c	sporting articles (including leisure articles)	China 64,18%	Pakistan 18,86%	United Arab Emirates 15,02%
Tobacco products:				
10a	Cigarettes	China 88,69%	Moldova 5,86%	India 0,84%
10b	other tobacco products (cigars, cigarette paper, etc)	China 100%	-	-
Medical products:				
11	medicines and other products (condoms)	India 93,16%	China 4,70%	Hong Kong 0,91%

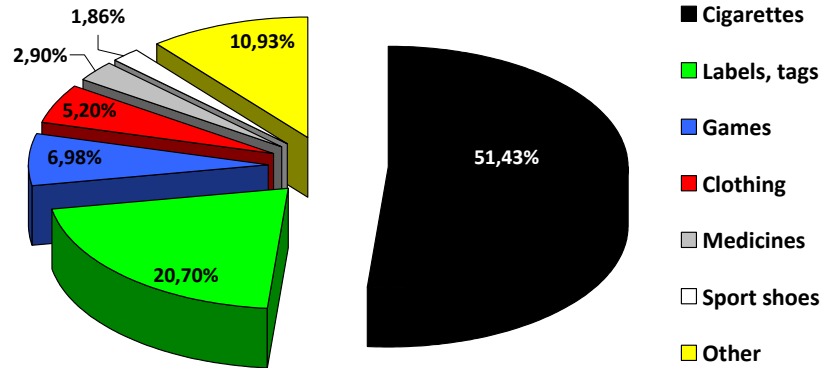


Product sector		Number of articles in % according to country of provenance		
	Other:			
12a	machines and tools	China 97,89%	Hong Kong 2,11%	-
12b	vehicles including accessories and parts	China 44,94%	Hong Kong 33,89%	Libia 4,13%
12c	office stationery	China 99,92%	Hong Kong 0,06%	India 0,01%
12d	Lighters	China 99,89%	Hong Kong 0,10%	Syria 0,01%
12e	labels, tags, stickers	China 74,26%	Hong Kong 10,70%	Greece 4,30%
12f	textiles (towel, linen, carpet, mattress, etc)	China 88,52%	Turkey 4,38%	Pakistan 2,91%
12g	packaging materials	China 94,03%	Hong Kong 3,97%	Turkey 1,33%
12h	Other	China 74,47%	Hong Kong 15,43%	Tunisia 2,77%
	Total			

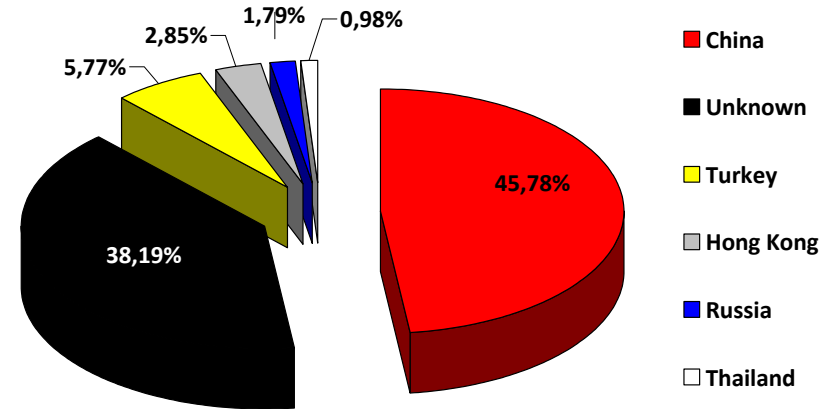


Annex 4 Overview passenger traffic

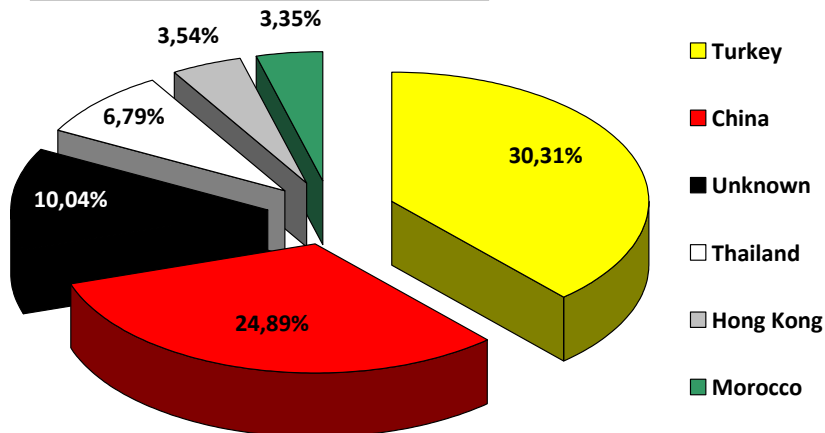
Overview of articles carried by passengers



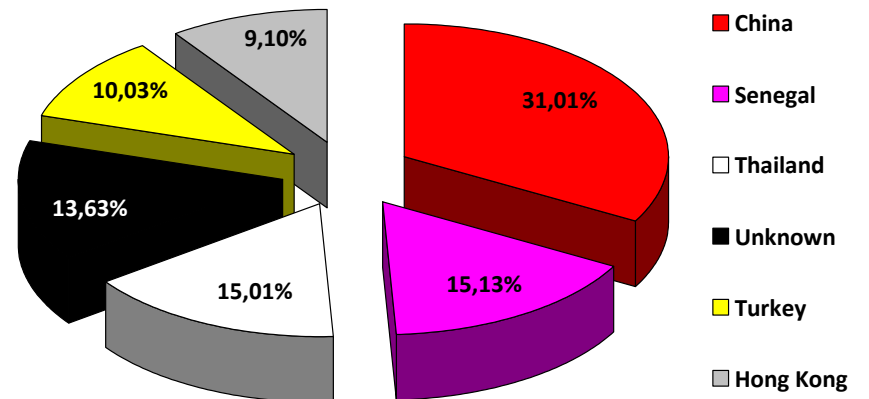
Countries of origin in % of articles



Countries of origin in % of cases



Countries of origin in % of value





Annex 5 Means of transport in relation to number of cases, articles and retail value

Cases	2005	%	2006	%	2007	%	2008	%	2009	%	2010	%
air	13.541	50,71	19.830	53,12	21.041	48,18	18.072	36,60	16.698	38,32	18.645	23,57%
express					2.058	4,71	3.279	6,64	2.308	5,30	2.101	2,66%
post	6.679	25,01	8.613	23,07	8.733	20,00	12.068	24,44	15.003	34,43	48.997	61,93%
rail	222	0,83	190	0,51	136	0,31	102	0,21	57	0,13	85	0,11%
road	2.286	8,56	4.400	11,79	7.265	16,64	10.541	21,35	5.714	13,11	5.681	7,18%
sea	3.467	12,98	2.858	7,66	3.483	7,97	4.655	9,43	3.793	8,70	3.602	4,55%

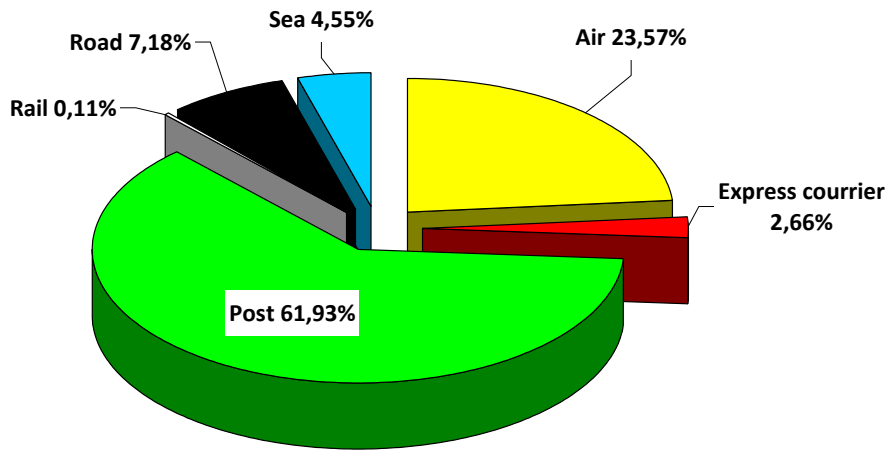
Articles	2005	%	2006	%	2007	%	2008	%	2009	%	2010	%
air	6.693.988	8,86	8.858.603	6,88	8.234.483	10,41	11.063.148	6,18	18.822.077	15,96	6.312.931	6,11%
express					348.720	0,44	818.929	0,46	1.397.349	1,18	3.409.512	3,30%
post	702.542	0,93	592.602	0,46	782.473	0,99	507.482	0,28	1.124.627	0,95	1.035.443	1,00%
rail	570.606	0,76	226.451	0,18	203.521	0,26	83.381	0,05	558.424	0,47	272.285	0,26%
road	8.184.896	10,83	19.747.695	15,34	22.363.366	28,28	21.239.500	11,87	7.493.971	6,35	7.945.411	7,69%
sea	58.514.846	77,45	97.319.450	75,58	45.997.342	58,17	144.747.762	80,91	88.562.850	75,08	84.331.346	81,63%

Value €	2010	%
air	203.850.984 €	18,36%
express	26.950.564 €	2,43%
post	36.568.575 €	3,29%
rail	3.234.980 €	0,29%
road	109.102.317 €	9,83%
sea	730.012.433 €	65,76%

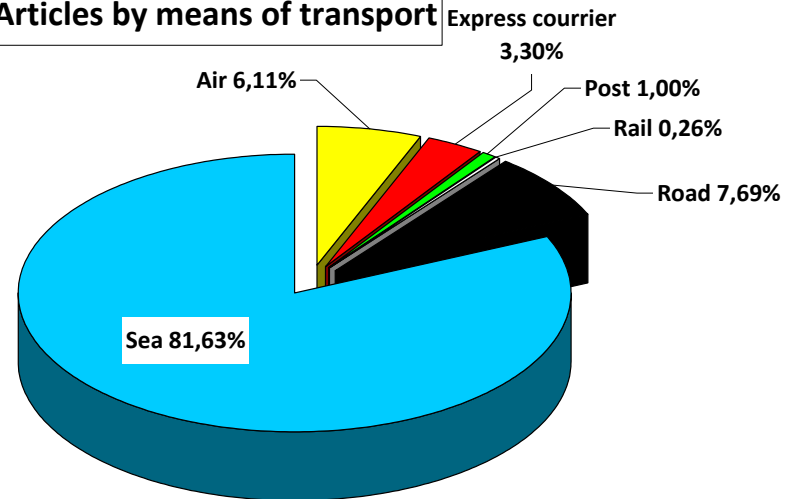


Annex 6 Overview means of transport

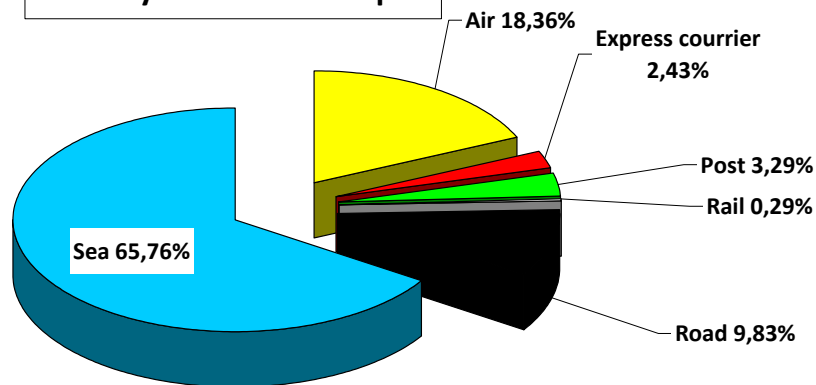
Cases by means of transport



Articles by means of transport



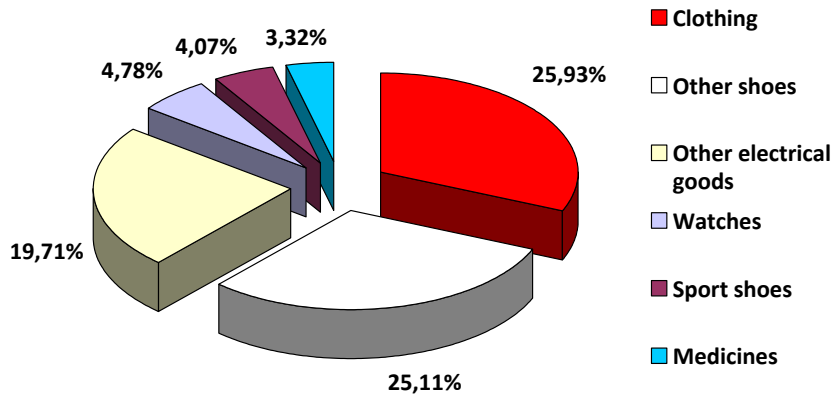
Value by means of transport



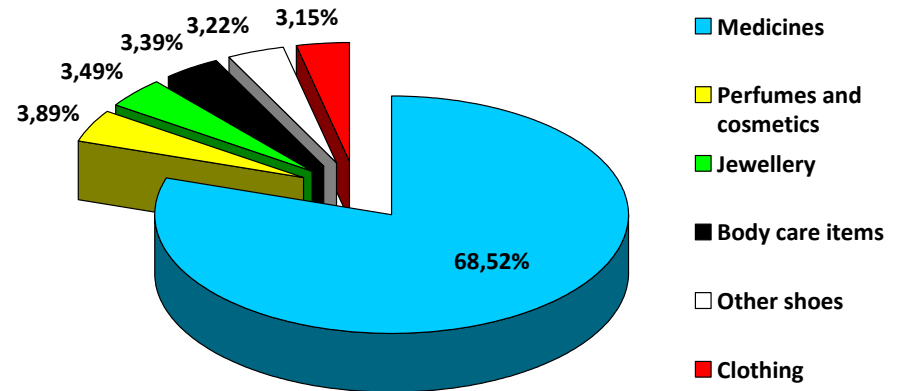


Annex 7 Overview postal traffic

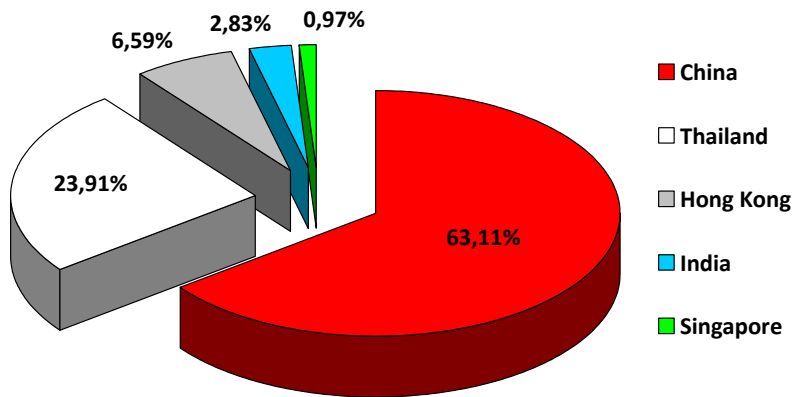
Number of cases in % in postal traffic



Number of articles in % in postal traffic



Top 5 countries of provenance in % cases



Top 5 countries of provenance in % articles

